



88

H. ESSERS Belgian Truck Grand Prix

Circuit Zolder, length 4000 m

13. September - 15. September 2019

FIA European Truck Racing Championship

Provisional Result Race 4,

FIA-Visa.No.: 6ETRC- BEL06.09.2019

started : 17 classified : 13 not classified : 4

Pos	No.	Cl.	Name (NAT) Entrant (NAT)	Make Team	Laps	Total km/h	GAP Diff	Fastest km/h	In Lap
1	23		Antonio ALBACETE (ESP) Truck Sport Lutz Bernau (DEU)	MAN Löwen Power	12	24:14.122 118.835		2:00.039 119.961	6
2	11		Andre KURSIM (DEU) André Kursim (DEU)	IVECO	12	24:19.334 118.410	05.212	2:00.482 119.520	6
3	77		Rene REINERT (DEU) René Reinert (DEU)	IVECO	12	24:20.474 118.318	06.352 01.140	2:00.132 119.868	6
4	5		Norbert KISS (HUN) Tankpool 24 Racing (DEU)	MERCEDES BENZ Tankpool 24 Racing	12	24:21.014 118.274	06.892 00.540	2:00.642 119.361	10
5	44		Stephanie HALM (DEU) TEAM SCHWABENTRUCK RACING (DEU)	IVECO Die Bullen von IVECO Magirus	12	24:21.450 118.239	07.328 00.436	2:00.590 119.413	10
6	30		Sascha LENZ (DEU) Sascha Lenz (DEU)	MAN Löwen Power	12	24:21.954 118.198	07.832 00.504	2:00.261 119.740	2
7	7		Jamie ANDERSON (GBR) Jamie Anderson (GBR)	MAN	12	24:25.947 117.876	11.825 03.993	2:00.553 119.450	3
8	1		Jochen HAHN (DEU) Jochen Hahn (DEU)	IVECO Die Bullen von IVECO Magirus	12	24:36.631 117.023	22.509 10.684	2:01.424 118.593	4
9	69	RBR	David JENKINS (GBR) David Jenkins (GBR)	MAN	12	24:45.198 116.348	31.076 08.567	2:01.583 118.438	2
10	37		Terry GIBBON (GBR) Terry Gibbon (GBR)	MAN	12	24:45.454 116.328	31.332 00.256	2:01.382 118.634	6
11	22		Oliver JANES (GBR) Buggyra Racing (CZE)	FREIGHTLINER BUGGYRA Racing 1969	12	24:45.622 116.315	31.500 00.168	2:01.945 118.086	11
12	15	RBR	Erwin KLEINAGELVOORT (NLD) Erwin Klein Nagelvoort (NLD)	SCANIA	12	24:48.312 116.105	34.190 02.690	2:02.434 117.614	4
13	38		José Eduardo Teixeir J.E.RODRIGUES (PRT) José Eduardo Teixeira Rodrigues (PRT)	MAN Reboconort Truck Racing Team	12	24:48.422 116.096	34.300 00.110	2:02.288 117.755	3
DID NOT CLASSIFY									
	19		Dominique ORSINI (FRA) Dominique Orsini (FRA)	MERCEDES BENZ	6	13:06.519 109.851	6 laps	2:08.338 112.204	2
	14		José J.RODRIGUES (PRT) José Fernando de Araujo Rodrigues (PRT)	MAN Reboconort Truck Racing Team	6	13:15.449 108.618	6 laps	2:00.336 119.665	2
	64		Luis RECUENCO (ESP) Truck Sport Lutz Bernau (DEU)	MAN	6	15:21.201 93.791	6 laps	2:02.159 117.879	2
	55		Adam LACKO (CZE) Buggyra Racing (CZE)	FREIGHTLINER BUGGYRA Racing 1969	1	3:00.319 79.858	11 laps	00.000 0.000	
DNS DID NOT START									
	24		Fabio CITIGNOLA (DEU) Tankpool 24 Racing (DEU)	MERCEDES BENZ Tankpool 24 Racing	0	00.000 0.000	12 laps	00.000 0.000	

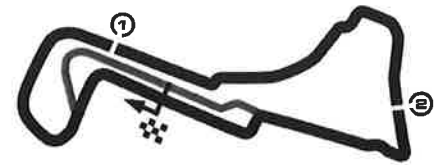
fastest lap: 23 ALBACETE Antonio 2:00.039 =119.961 km/h

FIA Race Director: Tony IDDON	Stewards:	FIA Chief Timekeeper:	Publication time: 16:43 15.9.2019
--------------------------------------	-----------	-----------------------	--

Subject to final scrutineering !



Timekeeping and Dataservice: wige SOLUTIONS GmbH & Co. KG, Meckenheim (GER)



H. ESSERS Belgian Truck Grand Prix

Circuit Zolder, length 4000 m

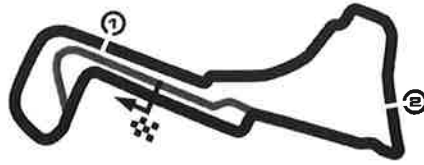
13. September - 15. September 2019

FIA European Truck Racing Championship

Best Sector Times Race 4

FIA-Visa.No.: 6ETRC- BEL06.09.2019

Pos.	sector 1		sector 2		sector 3		theoretical and best lap time						
	No	Driver	Time	No	Driver	Time	No	Driver	theoretical	Best	Pos		
1	23	ALBACETE A.	38.335	77	REINERT R.	44.143	23	ALBACETE A.	37.016	23	ALBACETE A.	1:59.552	2:00.039
2	30	LENZ S.	38.372	30	LENZ S.	44.154	30	LENZ S.	37.038	30	LENZ S.	1:59.564	2:00.261
3	11	KURSIM A.	38.374	5	KISS N.	44.194	7	ANDERSON J.	37.059	77	REINERT R.	1:59.924	2:00.132
4	44	HALM S.	38.428	23	ALBACETE A.	44.201	14	J.RODRIGUES J.	37.119	44	HALM S.	1:59.968	2:00.590
5	77	REINERT R.	38.473	44	HALM S.	44.331	44	HALM S.	37.209	5	KISS N.	2:00.106	2:00.642
6	5	KISS N.	38.480	14	J.RODRIGUES J.	44.360	77	REINERT R.	37.308	14	J.RODRIGUES J.	2:00.125	2:00.336
7	14	J.RODRIGUES J.	38.646	7	ANDERSON J.	44.417	11	KURSIM A.	37.353	11	KURSIM A.	2:00.146	2:00.482
8	37	GIBBON T.	38.755	11	KURSIM A.	44.419	5	KISS N.	37.432	7	ANDERSON J.	2:00.243	2:00.553
9	7	ANDERSON J.	38.767	1	HAHN J.	44.548	1	HAHN J.	37.469	37	GIBBON T.	2:01.127	2:01.382
10	22	JANES O.	38.909	37	GIBBON T.	44.783	22	JANES O.	37.525	1	HAHN J.	2:01.314	2:01.424
11	64	RECUENCO L.	39.004	38	J.E.RODRIGUES J.	44.794	69	JENKINS D.	37.574	69	JENKINS D.	2:01.483	2:01.583
12	15	KLEINNAGELVOOR	39.005	69	JENKINS D.	44.846	37	GIBBON T.	37.589	22	JANES O.	2:01.619	2:01.945
13	69	JENKINS D.	39.063	64	RECUENCO L.	44.947	64	RECUENCO L.	37.914	64	RECUENCO L.	2:01.865	2:02.159
14	38	J.E.RODRIGUES J.	39.117	15	KLEINNAGELVOOR	45.056	15	KLEINNAGELVOOR	37.931	38	J.E.RODRIGUES J.	2:01.957	2:02.288
15	1	HAHN J.	39.297	22	JANES O.	45.185	38	J.E.RODRIGUES J.	38.046	15	KLEINNAGELVOOR	2:01.992	2:02.434
16	19	ORSINI D.	40.532	55	LACKO A.	45.235	19	ORSINI D.	40.340	19	ORSINI D.	2:07.780	2:08.338
17	55	LACKO A.	00.000	19	ORSINI D.	46.908	55	LACKO A.	00.000	55	LACKO A.	00.000	00.000



H. ESSERS Belgian Truck Grand Prix

Circuit Zolder, length 4000 m

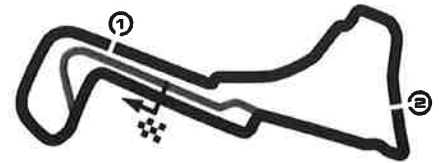
13. September - 15. September 2019

FIA European Truck Racing Championship

Fastest Lap in Race 4,

FIA-Visa.No.: 6ETRC- BEL06.09.2019

RG.	No.	Driver	Entrant	Time	IN.	DIFF	INT	KM/H	at
1	23	ALBACETE A (ESP)	Truck Sport Lutz Bernau (DEU)	2:00.039	6		00.093	119.961	16:21:56
2	77	REINERT R (DEU)	René Reinert (DEU)	2:00.132	6	00.093	00.129	119.868	16:21:58
3	30	LENZ S (DEU)	Sascha Lenz (DEU)	2:00.261	2	00.222	00.075	119.740	16:13:56
4	14	J.RODRIGUES J (PRT)	José Fernando de Araujo Rodrigues (P)	2:00.336	2	00.297	00.146	119.665	16:13:58
5	11	KURSIM A (DEU)	André Kursim (DEU)	2:00.482	6	00.443	00.071	119.520	16:21:57
6	7	ANDERSON J (GBR)	Jamie Anderson (GBR)	2:00.553	3	00.514	00.037	119.450	16:15:54
7	44	HALM S (DEU)	TEAM SCHWABENTRUCK RACING (I)	2:00.590	10	00.551	00.052	119.413	16:30:06
8	5	KISS N (HUN)	Tankpool 24 Racing (DEU)	<u>2:00.642</u>	10	00.603	00.740	119.361	16:30:06
9	37	GIBBON T (GBR)	Terry Gibbon (GBR)	2:01.382	6	01.343	00.042	118.634	16:22:09
10	1	HAHN J (DEU)	Jochen Hahn (DEU)	2:01.424	4	01.385	00.159	118.593	16:18:04
11	69	JENKINS D (GBR)	David Jenkins (GBR)	2:01.583	2	01.544	00.362	118.438	16:14:02
12	22	JANES O (GBR)	Buggyra Racing (CZE)	<u>2:01.945</u>	11	01.906	00.214	118.086	16:32:29
13	64	RECUENCO L (ESP)	Truck Sport Lutz Bernau (DEU)	2:02.159	2	02.120	00.129	117.879	16:14:03
14	38	J.E.RODRIGUES J (PRT)	José Eduardo Teixeira Rodrigues (PRT)	2:02.288	3	02.249	00.146	117.755	16:16:07
15	15	KLEINNAGELVOORT E (NLD)	Erwin Klein Nagelvoort (NLD)	<u>2:02.434</u>	4	02.395	05.904	117.614	16:18:09
16	19	ORSINI D (FRA)	Dominique Orsini (FRA)	<u>2:08.338</u>	2	08.299		112.204	16:14:13
0	55	LACKO A (CZE)	Buggyra Racing (CZE)	00.000				0.000	16:10:31



H. ESSERS Belgian Truck Grand Prix

Circuit Zolder, length 4000 m

13. September - 15. September 2019

FIA European Truck Racing Championship

Lap Analysis Race 4,

FIA-Visa.No.: 6ETRC- BEL06.09.2019

1 Jochen HAHN , IVECO / DEU

Theoretische Bestzeit: 2:01.31

Lap	Time	S1	S2	S3	Lap	Time	S1	S2	S3
1	2:10.360	45.316	46.453	38.591	7	2:01.504	39.297	44.548	37.659
2	2:03.426	40.421	45.179	37.826	8	2:02.905	39.519	45.747	37.639
3	2:02.062	39.431	45.097	37.534	9	2:03.172	39.400	46.167	37.605
4	2:01.424	39.332	44.623	37.469	10	2:01.944	39.616	44.735	37.593
5	2:02.056	39.307	45.076	37.673	11	2:02.175	39.390	45.062	37.723
6	2:01.699	39.367	44.801	37.531	12	2:03.904	40.023	45.399	38.482

5 Norbert KISS , MERCEDES BENZ / HUN

Theoretische Bestzeit: 2:00.10

Lap	Time	S1	S2	S3	Lap	Time	S1	S2	S3
1	2:07.206	44.166	45.109	37.931	7	2:00.670	39.044	44.194	37.432
2	2:01.054	38.547	44.553	37.954	8	2:02.806	38.769	46.508	37.529
3	2:00.981	38.636	44.406	37.939	9	2:01.430	38.621	45.150	37.659
4	2:01.169	38.480	44.834	37.855	10	2:00.642	38.605	44.458	37.579
5	2:01.842	38.533	44.864	38.445	11	2:01.025	38.663	44.711	37.651
6	2:01.376	38.570	44.649	38.157	12	2:00.813	38.732	44.470	37.611

7 Jamie ANDERSON , MAN / GBR

Theoretische Bestzeit: 2:00.24

Lap	Time	S1	S2	S3	Lap	Time	S1	S2	S3
1	2:04.871	42.726	44.702	37.443	7	2:01.991	39.405	44.800	37.786
2	2:01.377	38.876	44.980	37.521	8	2:02.688	38.967	46.096	37.625
3	2:00.553	38.767	44.548	37.238	9	2:02.851	39.078	46.158	37.615
4	2:00.903	39.090	44.754	37.059	10	2:01.049	38.938	44.521	37.590
5	2:05.926	39.040	46.614	40.272	11	2:00.609	38.936	44.417	37.256
6	2:01.950	38.923	45.073	37.954	12	2:01.179	39.064	44.790	37.325

11 Andre KURSIM , IVECO / DEU

Theoretische Bestzeit: 2:00.14

Lap	Time	S1	S2	S3	Lap	Time	S1	S2	S3
1	2:06.013	43.343	44.814	37.856	7	2:02.265	38.845	44.621	38.799
2	2:01.168	38.374	45.038	37.756	8	2:02.352	39.588	45.378	37.386
3	2:00.742	38.458	44.666	37.618	9	2:01.781	38.642	45.611	37.528
4	2:01.095	38.481	45.068	37.546	10	2:00.768	38.739	44.676	37.353
5	2:01.128	38.530	45.002	37.596	11	2:01.033	38.662	44.733	37.638
6	2:00.482	38.521	44.538	37.423	12	2:00.507	38.685	44.419	37.403

14 José J.RODRIGUES , MAN / PRT

Theoretische Bestzeit: 2:00.12

Lap	Time	S1	S2	S3	Lap	Time	S1	S2	S3
1	2:10.575	46.536	46.060	37.979	4	2:13.755	38.651	45.056	
2	2:00.336	38.820	44.360	37.156	5	2:25.392	1:02.854	45.113	37.425
3	2:00.461	38.646	44.696	37.119	6	2:24.930	39.313	45.097	

15 Erwin KLEINAGELVOORT , SCANIA / NLD

Theoretische Bestzeit: 2:01.99

Lap	Time	S1	S2	S3	Lap	Time	S1	S2	S3
1	2:14.501	47.922	47.773	38.806	7	2:04.012	39.137	46.218	38.657
2	2:02.856	39.227	45.425	38.204	8	2:03.676	39.013	45.863	38.800
3	2:02.819	39.183	45.195	38.441	9	2:02.949	39.128	45.338	38.483
4	2:02.434	39.324	45.056	38.054	10	2:03.260	39.194	45.384	38.682
5	2:02.661	39.005	45.328	38.328	11	2:02.451	39.176	45.344	37.931
6	2:03.757	39.294	46.391	38.072	12	2:02.936	39.102	45.437	38.397

19 Dominique ORSINI , MERCEDES BENZ / FRA

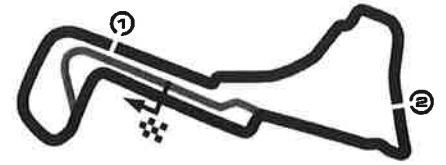
Theoretische Bestzeit: 2:07.78

Lap	Time	S1	S2	S3	Lap	Time	S1	S2	S3
1	2:17.965	48.913	48.672	40.380	4	2:08.891	40.795	47.696	40.400
2	2:08.338	40.784	46.908	40.646	5	2:08.496	40.591	47.565	40.340
3	2:09.673	40.532	48.539	40.602	6	2:13.156	42.098	49.461	41.597

22 Oliver JANES , FREIGHTLINER / GBR

Theoretische Bestzeit: 2:01.61

Lap	Time	S1	S2	S3	Lap	Time	S1	S2	S3
1	2:17.357	52.766	46.076	38.515	7	2:02.490	38.953	45.771	37.766



H. ESSERS Belgian Truck Grand Prix

Circuit Zolder, length 4000 m

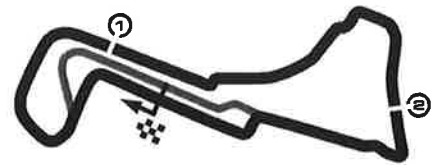
13. September - 15. September 2019

FIA European Truck Racing Championship

Lap Analysis Race 4,

FIA-Visa.No.: 6ETRC- BEL06.09.2019

Lap	Time	S1	S2	S3	Lap	Time	S1	S2	S3
2	2:02.023	39.223	45.242	37.558	8	2:03.211	39.259	45.909	38.043
3	2:02.013	39.183	45.305	37.525	9	2:02.171	39.240	45.185	37.746
4	2:02.471	39.242	45.395	37.834	10	2:02.259	38.993	45.305	37.961
5	2:02.862	39.204	45.255	38.403	11	2:01.945	39.070	45.190	37.685
6	2:02.973	38.909	46.061	38.003	12	2:03.847	39.099	46.047	38.701



H. ESSERS Belgian Truck Grand Prix

Circuit Zolder, length 4000 m

13. September - 15. September 2019

FIA European Truck Racing Championship

Lap Analysis Race 4,

FIA-Visa.No.: 6ETRC- BEL06.09.2019

23 Antonio ALBACETE , MAN / ESP

Theoretische Bestzeit: 1:59.55

Lap	Time	S1	S2	S3	Lap	Time	S1	S2	S3
1	2:05.403	43.085	44.728	37.590	7	2:00.432	38.585	44.201	37.646
2	2:01.105	38.707	44.951	37.447	8	2:01.532	38.509	45.689	37.334
3	2:00.782	38.861	44.584	37.337	9	2:00.855	38.530	44.966	37.359
4	2:00.930	38.816	44.924	37.190	10	2:00.579	38.644	44.520	37.415
5	2:00.752	38.700	45.036	37.016	11	2:00.357	38.575	44.394	37.388
6	2:00.039	38.335	44.323	37.381	12	2:01.356	38.716	44.530	38.110

30 Sascha LENZ , MAN / DEU

Theoretische Bestzeit: 1:59.56

Lap	Time	S1	S2	S3	Lap	Time	S1	S2	S3
1	2:08.923	45.652	46.233	37.038	7	2:01.423	39.267	44.497	37.659
2	2:00.261	38.480	44.154	37.627	8	2:02.961	38.868	46.520	37.573
3	2:00.881	38.372	45.137	37.372	9	2:01.035	38.565	45.261	37.209
4	2:00.984	38.503	44.893	37.588	10	2:00.798	38.620	44.894	37.284
5	2:01.768	38.872	44.680	38.216	11	2:00.714	38.743	44.666	37.305
6	2:01.213	38.823	44.844	37.546	12	2:00.993	38.824	44.674	37.495

37 Terry GIBBON , MAN / GBR

Theoretische Bestzeit: 2:01.12

Lap	Time	S1	S2	S3	Lap	Time	S1	S2	S3
1	2:13.121	45.997	47.989	39.135	7	2:01.891	38.844	45.274	37.773
2	2:01.415	38.940	44.856	37.619	8	2:04.292	38.909	47.399	37.984
3	2:03.585	38.990	46.733	37.862	9	2:05.217	38.887	48.171	38.159
4	2:01.601	39.058	44.783	37.760	10	2:04.930	38.870	48.009	38.051
5	2:01.575	38.878	45.108	37.589	11	2:02.389	39.227	45.268	37.894
6	2:01.382	38.755	44.836	37.791	12	2:04.056	39.129	46.264	38.663

38 José Eduardo Teixeir J.E.RODRIGUES , MAN / PRT

Theoretische Bestzeit: 2:01.95

Lap	Time	S1	S2	S3	Lap	Time	S1	S2	S3
1	2:14.934	48.435	48.004	38.495	7	2:03.431	39.117	45.385	38.929
2	2:03.250	39.207	45.456	38.587	8	2:03.638	39.227	45.442	38.969
3	2:02.288	39.166	44.902	38.220	9	2:02.670	39.218	44.954	38.498
4	2:02.808	39.871	44.891	38.046	10	2:03.449	39.260	45.282	38.907
5	2:02.425	39.572	44.794	38.059	11	2:02.353	39.133	45.102	38.118
6	2:04.562	39.438	46.275	38.849	12	2:02.614	39.248	45.210	38.156

44 Stephanie HALM , IVECO / DEU

Theoretische Bestzeit: 1:59.96

Lap	Time	S1	S2	S3	Lap	Time	S1	S2	S3
1	2:07.939	44.397	46.020	37.522	7	2:00.997	39.194	44.436	37.367
2	2:00.794	38.428	44.331	38.035	8	2:02.880	38.880	46.480	37.520
3	2:00.851	38.447	44.547	37.857	9	2:01.272	38.615	45.251	37.406
4	2:01.154	38.484	44.793	37.877	10	2:00.590	38.648	44.733	37.209
5	2:01.759	38.679	44.669	38.411	11	2:00.922	38.790	44.602	37.530
6	2:01.262	38.623	44.682	37.957	12	2:01.030	38.864	44.543	37.623

55 Adam LACKO , FREIGHTLINER / CZE

Theoretische Bestzeit:

Lap	Time	S1	S2	S3	Lap	Time	S1	S2	S3
1	3:00.319	44.500	45.235						

64 Luis RECUENCO , MAN / ESP

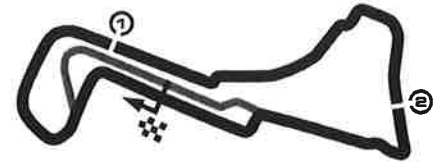
Theoretische Bestzeit: 2:01.86

Lap	Time	S1	S2	S3	Lap	Time	S1	S2	S3
1	2:14.075	47.190	47.098	39.787	4	2:02.481	39.297	44.947	38.237
2	2:02.159	39.022	45.144	37.993	5	2:02.425	39.184	45.327	37.914
3	2:02.924	39.004	45.836	38.084	6	4:57.137	39.230	52.856	

69 David JENKINS , MAN / GBR

Theoretische Bestzeit: 2:01.48

Lap	Time	S1	S2	S3	Lap	Time	S1	S2	S3
1	2:13.708	47.670	47.087	38.951	7	2:02.705	39.261	44.977	38.467
2	2:01.583	39.063	44.946	37.574	8	2:02.895	39.596	45.395	37.904
3	2:03.377	39.094	46.423	37.860	9	2:03.744	39.618	45.773	38.353



H. ESSERS Belgian Truck Grand Prix

Circuit Zolder, length 4000 m

13. September - 15. September 2019

FIA European Truck Racing Championship

Lap Analysis Race 4,

FIA-Visa.No.: 6ETRC- BEL06.09.2019

Lap	Time	S1	S2	S3	Lap	Time	S1	S2	S3
4	2:01.876	39.175	44.855	37.846	10	2:02.974	39.400	45.664	37.910
5	2:01.983	39.313	44.846	37.824	11	2:02.583	39.477	45.269	37.837
6	2:03.024	39.420	45.318	38.286	12	2:04.746	39.788	46.210	38.748



H. ESSERS Belgian Truck Grand Prix

Circuit Zolder, length 4000 m

13. September - 15. September 2019

FIA European Truck Racing Championship

Lap Analysis Race 4,

FIA-Visa.No.: 6ETRC- BEL06.09.2019

77 Rene REINERT , IVECO / DEU

Theoretische Bestzeit: 1:59.92

Lap	Time	S1	S2	S3	Lap	Time	S1	S2	S3
1	2:06.500	43.706	44.910	37.884	7	2:01.229	38.717	44.488	38.024
2	2:01.292	38.540	44.835	37.917	8	2:03.040	39.951	45.781	37.308
3	2:00.829	38.476	44.490	37.863	9	2:01.688	38.788	45.369	37.531
4	2:00.991	38.530	44.837	37.624	10	2:00.892	38.754	44.681	37.457
5	2:01.882	38.492	45.491	37.899	11	2:00.938	38.664	44.802	37.472
6	2:00.132	38.473	44.143	37.516	12	2:01.061	38.768	44.529	37.764



H. ESSERS Belgian Truck Grand Prix

Circuit Zolder, length 4000 m

13. September - 15. September 2019

FIA European Truck Racing Championship

Lap by Lap Race 4,

FIA-Visa No.: 6ETRC- BEL06.09.2019

1 Jochen HAHN , IVECO TITAN / DEU															
1	2:10.360	2	2:03.426	3	2:02.062	4	2:01.424	5	2:02.056	6	2:01.699	7	2:01.504	8	2:02.905
9	2:03.172	10	2:01.944	11	2:02.175	12	2:03.904								

5 Norbert KISS , MERCEDES BENZ TITAN / HUN															
1	2:07.206	2	2:01.054	3	2:00.981	4	2:01.169	5	2:01.842	6	2:01.376	7	2:00.670	8	2:02.806
9	2:01.430	10	2:00.642	11	2:01.025	12	2:00.813								

7 Jamie ANDERSON , MAN CHROME / GBR															
1	2:04.871	2	2:01.377	3	2:00.553	4	2:00.903	5	2:05.926	6	2:01.950	7	2:01.991	8	2:02.688
9	2:02.851	10	2:01.049	11	2:00.609	12	2:01.179								

11 Andre KURSIM , IVECO TITAN / DEU															
1	2:06.013	2	2:01.168	3	2:00.742	4	2:01.095	5	2:01.128	6	2:00.482	7	2:02.265	8	2:02.352
9	2:01.781	10	2:00.768	11	2:01.033	12	2:00.507								

14 José J.RODRIGUES , MAN TITAN / PRT															
1	2:10.575	2	2:00.336	3	2:00.461	pit	2:13.755	5	2:25.392	pit	2:24.930				

15 Erwin KLEINAGELVOORT , SCANIA CHROME / NLD															
1	2:14.501	2	2:02.856	3	2:02.819	4	2:02.434	5	2:02.661	6	2:03.757	7	2:04.012	8	2:03.676
9	2:02.949	10	2:03.260	11	2:02.451	12	2:02.936								

19 Dominique ORSINI , MERCEDES BENZ CHROME / FRA															
1	2:17.965	2	2:08.338	3	2:09.673	4	2:08.891	5	2:08.496	6	2:13.156				

22 Oliver JANES , FREIGHTLINER CHROME / GBR															
1	2:17.357	2	2:02.023	3	2:02.013	4	2:02.471	5	2:02.862	6	2:02.973	7	2:02.490	8	2:03.211
9	2:02.171	10	2:02.259	11	2:01.945	12	2:03.847								

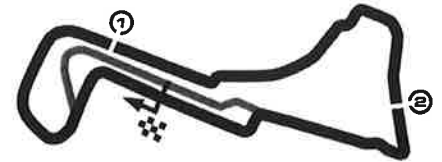
23 Antonio ALBACETE , MAN TITAN / ESP															
1	2:05.403	2	2:01.105	3	2:00.782	4	2:00.930	5	2:00.752	6	2:00.039	7	2:00.432	8	2:01.532
9	2:00.855	10	2:00.579	11	2:00.357	12	2:01.356								

30 Sascha LENZ , MAN TITAN / DEU															
1	2:08.923	2	2:00.261	3	2:00.881	4	2:00.984	5	2:01.768	6	2:01.213	7	2:01.423	8	2:02.961
9	2:01.035	10	2:00.798	11	2:00.714	12	2:00.993								

37 Terry GIBBON , MAN CHROME / GBR															
1	2:13.121	2	2:01.415	3	2:03.585	4	2:01.601	5	2:01.575	6	2:01.382	7	2:01.891	8	2:04.292
9	2:05.217	10	2:04.930	11	2:02.389	12	2:04.056								

38 José Eduardo Teixeir J.E.RODRIGUES , MAN CHROME / PRT															
1	2:14.934	2	2:03.250	3	2:02.288	4	2:02.808	5	2:02.425	6	2:04.562	7	2:03.431	8	2:03.638
9	2:02.670	10	2:03.449	11	2:02.353	12	2:02.614								

44 Stephanie HALM , IVECO TITAN / DEU															
1	2:07.939	2	2:00.794	3	2:00.851	4	2:01.154	5	2:01.759	6	2:01.262	7	2:00.997	8	2:02.880
9	2:01.272	10	2:00.590	11	2:00.922	12	2:01.030								



H. ESSERS Belgian Truck Grand Prix

Circuit Zolder, length 4000 m

13. September - 15. September 2019

FIA European Truck Racing Championship

Lap by Lap Race 4,

FIA-Visa.No.: 6ETRC- BEL06.09.2019

55	Adam LACKO , FREIGHTLINER TITAN / CZE												
pit	3:00.319												

64	Luis RECUENCO , MAN CHROME / ESP												
1	2:14.075	2	2:02.159	3	2:02.924	4	2:02.481	5	2:02.425	pit	4:57.137		

69	David JENKINS , MAN CHROME / GBR														
1	2:13.708	2	2:01.583	3	2:03.377	4	2:01.876	5	2:01.983	6	2:03.024	7	2:02.705	8	2:02.895
9	2:03.744	10	2:02.974	11	2:02.583	12	2:04.746								

77	Rene REINERT , IVECO TITAN / DEU														
1	2:06.500	2	2:01.292	3	2:00.829	4	2:00.991	5	2:01.882	6	2:00.132	7	2:01.229	8	2:03.040
9	2:01.688	10	2:00.892	11	2:00.938	12	2:01.061								



Lapchart: FIA European Truck Racing Championship

POS	1	2	3	4	5	6	7	8	9	10	11	12	13	14	15	16	17
LAP 1	7	23	11	77	5	44	30	1	14	37	69	64	15	38	22	19	
LAP 2	7	23	11	77	5	44	30	14	1	37	69	64	15	38	22	19	
LAP 3	7	23	11	77	5	44	30	14	1	37	69	64	15	38	22	19	
LAP 4	7	23	11	77	5	44	30	1	37	69	64	15	38	22	14	19	
LAP 5	23	11	77	5	44	30	7	1	37	69	64	15	38	22	14	19	
LAP 6	23	11	77	5	44	30	7	1	37	69	15	22	38	19	14	64	
LAP 7	23	77	11	5	44	30	7	1	37	69	22	15	38				
LAP 8	23	11	77	5	44	30	7	1	37	69	22	15	38				
LAP 9	23	11	77	5	44	30	7	1	37	69	22	15	38				
LAP 10	23	11	77	5	44	30	7	1	69	37	22	15	38				
LAP 11	23	11	77	5	44	30	7	1	69	37	22	15	38				
LAP 12	23	11	77	5	44	30	7	1	69	37	22	15	38				



H. ESSERS Belgian Truck Grand Prix

Circuit Zolder, length 4000 m

13. September - 15. September 2019

FIA European Truck Racing Championship

TEAM TITLE 2019

FIA-Visa No.: 6ETRC-BEL06.09.2019

RG	TEAM	SUM	Misano (ITA) 1	Misano (ITA) 2	Misano (ITA) 3	Misano (ITA) 4	Hungaroring (HUN) 1	Hungaroring (HUN) 2	Hungaroring (HUN) 3	Hungaroring (HUN) 4	Slovakia (SVK) 1	Slovakia (SVK) 2	Slovakia (SVK) 3	Slovakia (SVK) 4	Nürburgring (DEU) 1	Nürburgring (DEU) 2	Nürburgring (DEU) 3	Nürburgring (DEU) 4	Most (CZE) 1	Most (CZE) 2	Most (CZE) 3	Most (CZE) 4	Zolder (BEL) 1	Zolder (BEL) 2	Zolder (BEL) 3	Zolder (BEL) 4	Le Mans (FRA) 1	Le Mans (FRA) 2	Le Mans (FRA) 3	Le Mans (FRA) 4	Jarama (ESP) 1	Jarama (ESP) 2	Jarama (ESP) 3	Jarama (ESP) 4			
1	Die Bullen von IVECO Magirus	467	28	13	16	17	30	16	35	17	35	15	35	11	20	14	23	8	32	14			28	16	30	14											
2	Löwen Power	351	18	16	18	15	21	16	11	16	10	15	14	18	25	14	25	15	11	17			16	13	10	17											
3	BUGGYRA Racing 1969	281	19	13	18	12	4	9	11	4	18	10	16	11	12	14	16	7	21	12			18	10	21	5											
4	Tankpool 24 Racing	230	11	8	22	3	11	11	16	9	12	11	13	9	12	10	14	6	6			12	9	16	9												
5	Reboconort Truck Racing Team	139	5	5	7	7	14	3	8	8	3	3	2	3	9	10	7	8	11	6			7	6	3	4											

Points for Race 4 at Zolder are awarded based on the provisional result.



H. ESSERS Belgian Truck Grand Prix

Circuit Zolder, length 4000 m

13. September - 15. September 2019

FIA European Truck Racing Championship

GRAMMER Truck Cup Classification



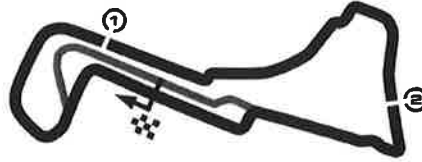
FIA-Vsa.No.: 6ETRC-BEL06.09.2019

POS	#	NAME (NAT)	SUM	Misano (TA) 1	Misano (TA) 2	Misano (TA) 3	Misano (TA) 4	Hungaroring (HUN) 1	Hungaroring (HUN) 2	Hungaroring (HUN) 3	Hungaroring (HUN) 4	Slovakia (SVK) 1	Slovakia (SVK) 2	Slovakia (SVK) 3	Slovakia (SVK) 4	Nurburgring (DEU) 1	Nurburgring (DEU) 2	Nurburgring (DEU) 3	Nurburgring (DEU) 4	Most (CZE) 1	Most (CZE) 2	Most (CZE) 3	Most (CZE) 4	Zolder (BEL) 1	Zolder (BEL) 2	Zolder (BEL) 3	Zolder (BEL) 4	Le Mans (FRA) 1	Le Mans (FRA) 2	Le Mans (FRA) 3	Le Mans (FRA) 4	Jarama (ESP) 1	Jarama (ESP) 2	Jarama (ESP) 3	Jarama (ESP) 4							
1	22	Oliver JAMES (GBR)	236	15	9	20	9	20	8	10	9	15	6	15	8	6	4	15	15	9	10	9	-	10	15	10	15	8														
2	7	Jamie ANDERSON (GBR)	208	8	15	10	10	6	20	10	10	10	10	20	10	15	10	10	9	15	15	-	15	12	8	20	10															
3	64	Luis RECUEÑO (ESP)	207	20	10	6	5	15	9	8	8	20	8	12	9	10	9	12	5	12	5	-	12	6	8	8																
4	37	Terry GIBBON (GBR)	141	-	-	-	-	12	10	15	-	-	-	-	-	12	7	7	7	20	10	-	20	7	12	9																
5	24	Fabio CITIGNOLA (DEU)	137	4	7	10	8	10	7	12	6	12	9	10	-	-	-	8	10	6	8	-	4	6																		
6	21	Thomas ROBINEAU (FRA)	83	12	12	7	-	-	-	-	-	-	-	-	20	6	20	6	6	-	-	-	-	-	-																	
7	38	José Eduardo Teixeira J.E.RODRIGUES (PRT)	74	10	8	8	6	-	-	-	-	-	-	-	4	3	6	4	4	-	-	-	6	9	4	6																
8	38	Eduardo E.RODRIGUES (PRT)	73	-	-	-	-	8	5	6	7	10	7	8	7	-	-	-	-	8	7	-	-	-	-																	
9	19	Dominique ORSINI (FRA)	51	6	6	4	6	4	4	5	8	5	-	-	-	-	-	-	-	-	8	7	-	-	3																	
10	15	Erwin KLEINAGELVOORT (NLD)	48	-	-	-	-	-	-	-	-	-	-	-	2	5	4	2	4	6	6	-	8	10	7																	
11	20	Téo CALVET (FRA)	34	-	-	-	-	-	-	-	-	-	-	-	8	8	10	8	8	-	-	-	-	-	-																	
12	9	Frantisek VOJTISEK (CZE)	6	-	-	-	-	-	-	-	-	-	-	-	3	3	3	3	3	-	-	-	-	-	-																	
13	25	Heinrich-Clemens HECKER (DEU)	6	-	-	-	-	-	-	-	-	-	-	-	1	2	3	3	3	-	-	-	-	-	-																	
14	39	Franck CONTI (FRA)	3	-	-	-	-	-	-	-	-	-	-	-	1	2	2	2	2	-	-	-	-	-	-																	
15	75	Jennifer J.JANIEC (FRA)	2	-	-	-	-	-	-	-	-	-	-	-	1	1	1	1	1	-	-	-	-	-	-																	

Points for Race 4 at Zolder are awarded based on the provisional result.

Timekeeping and Database: wige SOLUTIONS GmbH & Co. KG, Meckenheim (GER)

wige SOLUTIONS Chief timekeeping: Yasin Özer, München (GER), yasin.oezer@wige.de



H. ESSERS Belgian Truck Grand Prix

Circuit Zolder, length 4000 m

13. September - 15. September 2019

FIA European Truck Racing Championship

FIA-Visa No.: 6ETRC- BEL06.09.2019

Final Starting grid Race 4

14 J.RODRIGUES, José MAN	9	69 JENKINS, David MAN
30 LENZ, Sascha MAN 18:09.428	8	19 ORSINI, Dominique MERCEDES BENZ 23:56.785
38 J.E.RODRIGUES, José Eduarc MAN 24:50.030	7	24 CITIGNOLA, Fabio MERCEDES BENZ 24:49.990
64 RECUENCO, Luis MAN 24:43.300	6	15 KLEINNAGELVOORT, Erwin SCANIA 24:42.877
37 GIBBON, Terry MAN 24:39.249	5	22 JANES, Oliver FREIGHTLINER 24:30.758
1 HAHN, Jochen IVECO 23:54.652	4	55 LACKO, Adam FREIGHTLINER 24:02.354
5 KISS, Norbert MERCEDES BENZ 24:03.571	3	44 HALM, Stephanie IVECO 24:03.722
11 KURSIM, Andre IVECO 24:05.295	2	23 ALBACETE, Antonio MAN 24:05.591
77 REINERT, Rene IVECO 24:15.606	1	7 ANDERSON, Jamie MAN 24:21.897

Pole Position

FIA Steward: <i>Michal MAREK (CZE)</i>	FIA Steward: <i>Peter OORD (NLD)</i>	ASN Steward: <i>Leo SUETENS (BEL)</i>	Publication time: 15.9.2019
---	---	--	------------------------------------



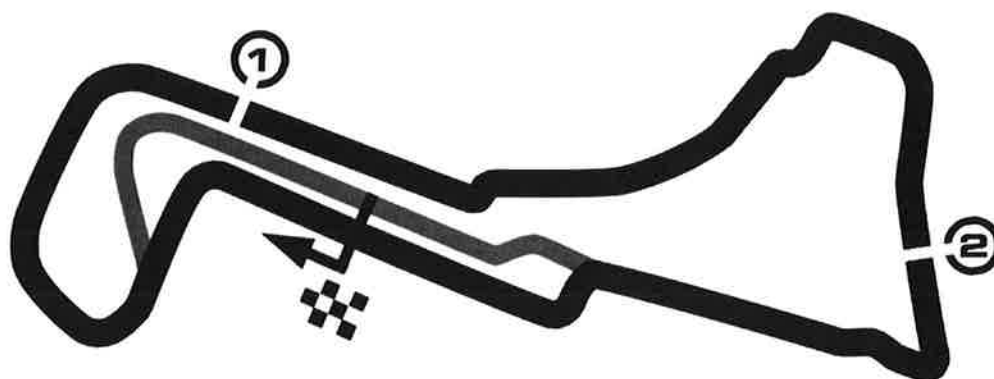
Timekeeping and Dataservice: wige SOLUTIONS GmbH & Co. KG, Meckenheim (GER)

Page 1



H. ESSERS Belgian Truck Grand Prix

Race 4



Circuit Zolder 4000 m

ROUND 6: CIRCUIT ZOLDER (BEL)

13. September - 15. September 2019

wige SOLUTIONS

